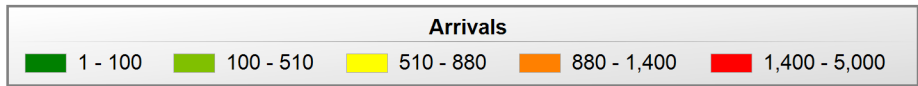
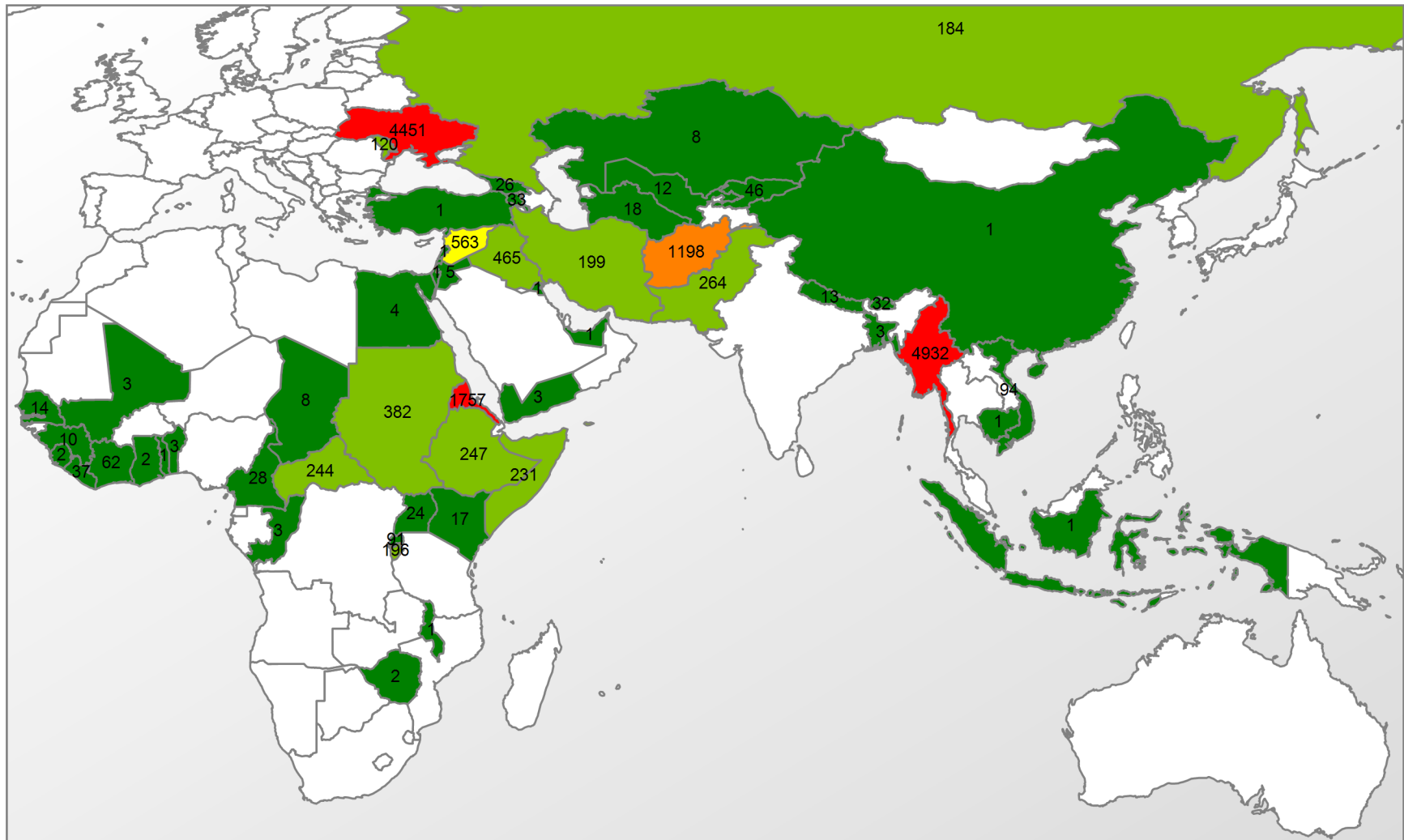


Department of State  
 Bureau of Population, Refugees, and Migration  
 Office of Admissions - Refugee Processing Center  
 Refugee Arrivals by Nationality

For the Reporting Period of October 1, 2018 through September 30, 2019

Cases: 12,320 Individuals: 30,000

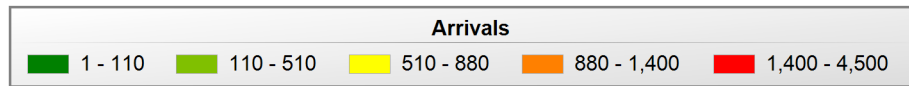
Country of Nationality



Department of State  
Bureau of Population, Refugees, and Migration  
Office of Admissions - Refugee Processing Center  
Refugee Arrivals by Nationality

For the Reporting Period of October 1, 2018 through September 30, 2019

Country of Nationality  
Latin America



Department of State  
Bureau of Population, Refugees, and Migration  
Office of Admissions - Refugee Processing Center  
Refugee Arrivals by Nationality

For the Reporting Period of October 1, 2018 through September 30, 2019

**Cases:** 12,320      **Individuals:** 30,000

Nationality	Case	Inds
Afghanistan	546	1,198
Armenia	13	33
Bangladesh	3	3
Belarus	35	96
Benin	1	3
Bhutan	11	32
Burma	2,467	4,932
Burundi	54	196
Cambodia	1	1
Cameroon	23	28
Central African Republic	98	244
Chad	4	8
China	1	1
Colombia	127	298
Congo	2	3

Nationality	Case	Inds
Georgia	11	26
Ghana	2	2
Guatemala	50	118
Guinea	10	10
Honduras	41	74
Indonesia	1	1
Iran	150	199
Iraq	292	465
Israel	1	1
Ivory Coast	38	62
Jamaica	6	6
Jordan	2	5
Kazakhstan	2	8
Kenya	17	17
Korea, North	1	1

Nationality	Case	Inds
Nepal	13	13
Pakistan	130	264
Palestine	8	30
Republic of South Sudan	17	42
Russia	74	184
Rwanda	38	91
Senegal	13	14
Sierra Leone	2	2
Somalia	152	231
Sri Lanka (Ceylon)	14	17
Sudan	184	382
Syria	205	563
Togo	1	1
Turkey	1	1
Turkmenistan	11	18

Department of State  
Bureau of Population, Refugees, and Migration  
Office of Admissions - Refugee Processing Center  
Refugee Arrivals by Nationality

For the Reporting Period of October 1, 2018 through September 30, 2019

Nationality	Case	Inds
Cuba	2	2
Dem. Rep. Congo	4,537	12,958
Egypt	2	4
El Salvador	201	311
Eritrea	833	1,757
Ethiopia	122	247
Gambia	1	1

Nationality	Case	Inds
Kuwait	1	1
Kyrgyzstan	12	46
Lebanon	1	1
Liberia	15	37
Malawi	1	1
Mali	3	3
Moldova	42	120

Nationality	Case	Inds
Uganda	18	24
Ukraine	1,609	4,451
United Arab Emirates	1	1
Uzbekistan	5	12
Vietnam	37	94
Yemen	3	3
Zimbabwe	1	2

\*Please note Special Immigrant Visa (SIV) recipients who have elected and received U.S. Refugee Admissions Program (USRAP) Reception and Placement (R&P) benefits are not included in this report.